





IGNITE by Member Minder Installation Guide

To start, you can scan the following QR codes to download or follow the instructions below-



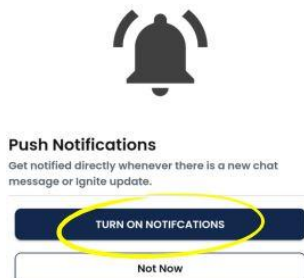
-
1. If you have an iPhone, go to your icon that says "App Store" 
 2. Click the eyeglass symbol to search 
 3. In the search bar, type "Ignite by Member Minder Pro"
 4. Click "get" next to this icon 
 5. When the next screen comes up, click "Install"
 6. You will likely then have to put your password in to install. Enter your Apple/Google ID password and click "sign in"
 7. Once it has downloaded, click on "open" or find the app on your phone with the icon 
 8. Once the app opens, scroll to the right.

9. Click on utilizing DACdb



9a. Sometimes the default will be the iMembersdb, this will not work. Make sure to choose DACdb or click the icon "switch to DACdb" (see below #14)

10. Click "turn on notifications" as this will allow you to be alerted of venue changes, calendar changes, etc.



11. Scroll to the right. Biometric login- utilize if you want to log in via face ID or skip if you do not want to by scrolling to the right.

12. Click finish to go to the login page



The image shows a login form for 'IGNITE'. At the top is a red circular logo with a white flame-like shape inside. Below the logo is the word 'IGNITE' in bold, uppercase letters, followed by the word 'Login' in a smaller font. The form consists of two input fields: 'Email/Login Name' and 'Password'. To the right of the password field is an eye icon for toggling visibility. Below the password field is a 'Remember me' checkbox and a 'Forgot Password?' link. A dark blue 'LOGIN' button is positioned below the input fields. At the bottom of the form, it says 'Powered by DACdb' with a logo for DACdb, and a link to 'Switch to iMEMBERSdb'.

13. Email/login name: Your email; Password is your DACdb password (if you don't remember it, click forgot password and follow prompts)

14. *Note* make sure at the bottom of the login page it says "Powered by DACdb" if it does not, click the button that says to switch to DACdb

15. Once logged in, you will have access to the club calendar, the directory, and many more club essential features